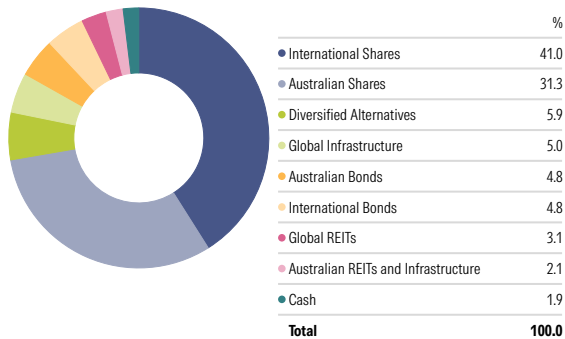


# Active High Growth Models

## Monthly Performance Report

As of 30/04/2026

### Asset Class - Active High Growth Models



### Risk Profile

High Growth

### Inception Date

1st March 2019

### Investment Objective

This suits investors with a minimum nine-year timeframe or those who are willing to accept high levels of investment value volatility in return for high potential investment performance. The 85 percent exposure to growth assets (shares, listed property and infrastructure) means that capital stability is only a minor consideration.

### ICR

0.98%

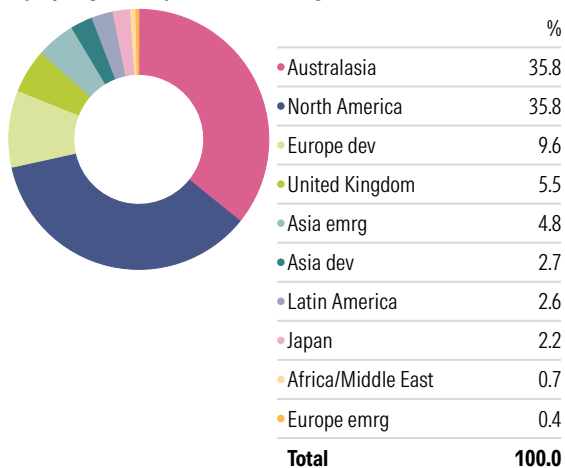
### Investment Horizon

9 Years

### Investment Strategy

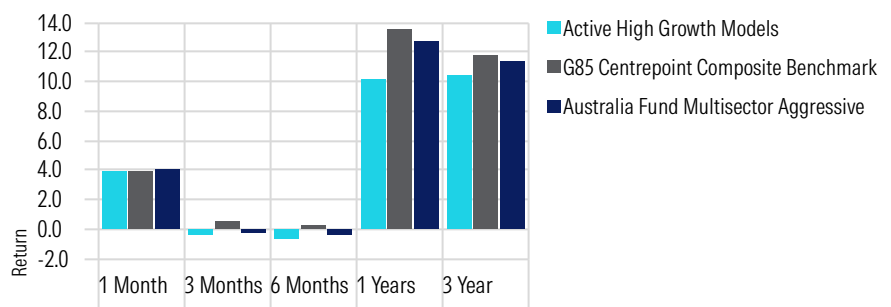
An actively managed diversified portfolio of securities with an average exposure of 85% to growth assets and around 15% to defensive assets. The portfolio is designed for investors seeking capital growth over the long term, investing predominately in growth assets.

### Equity Regional Exposure - Active High Growth Models



### Returns

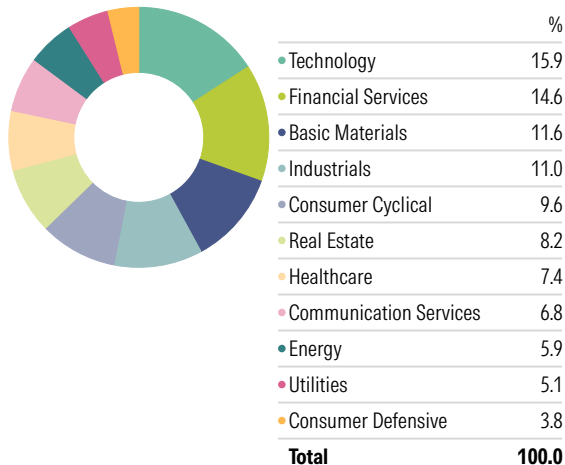
As of Date: 30/04/2026



As of Date: 30/04/2026

	1 Month	3 Months	6 Months	1 Year	3 Year	Since Inception
Active High Growth Models	3.88	-0.46	-0.63	10.16	10.40	56.00
G85 Centrepoint Composite Benchmark	3.97	0.54	0.30	13.50	11.83	87.36
Australia Fund Multisector Aggressive	4.11	-0.31	-0.46	12.72	11.36	80.41

### Equity Sectors (Morningstar) - Active High Growth Models



### Top Holdings

Portfolio Date: 30/04/2026

Asset Class	Target Weight
Arrowstreet Global Equity Fund (Hedged)	6.5%
Fidelity Australian Equities	9%
Allan Gray Australia Equity A	9%
AB Managed Volatility Equities	8%
Hyperion Global Growth Companies B	7.5%
Antipodes Global Value P	7.5%
Partners Group Global Multi-Asset	3%
OC Premium Small Companies	5%
Fairlight Global Small & Mid Cap Ord	5%
First Sentier Global Listed Infrast Fd	6%
GQG Partners Emerging Markets Equity	5%
Resolution Capital Global Prpt Secs II	4%
Ardea Real Outcome Fund	2.5%
PIMCO Global Bond W	2.5%
Macquarie Income Opportunities	2.5%
Western Asset Aus Bd A	2.5%
Charter Hall Maxim Property Securities	2%
RBA Cash Rate Target	2%

Centrepoint Services Pty Ltd (ABN 55 065 455 745) ("Centrepoint") has entered into a commercial arrangement with Morningstar Australasia Pty Ltd (ABN 95 090 665 544, AFSL No. 240892) ("Morningstar") has whereby Morningstar provides investment consulting advice to Centrepoint's related licensed financial services providers. The content of this document has been prepared by Centrepoint pursuant to this arrangement. No part of this document may be reproduced, transmitted, disseminated, sold or published without the prior written consent of Centrepoint and Morningstar. This document is for information purposes only and intended to be general in nature. Centrepoint and Morningstar have not considered your risk capacity, financial objectives, financial situation or particular financial needs when preparing this document. You should consider the content in this document in light of these matters. This document is not personal advice under the Corporations Act 2001 (Cth). Centrepoint, Morningstar, their respective related bodies corporate and the content providers do not guarantee the data or content herein to be accurate, complete or timely and disclaim any and all liability to any person for any direct or indirect loss or damage that may result from an act or omission by a person in relation to, or in reliance on, any information contained in this document. Past performance information does not necessarily indicate a financial product's future performance. Refer to Morningstar's Financial Services Guide for more information at [www.morningstar.com.au/#about](http://www.morningstar.com.au/#about)