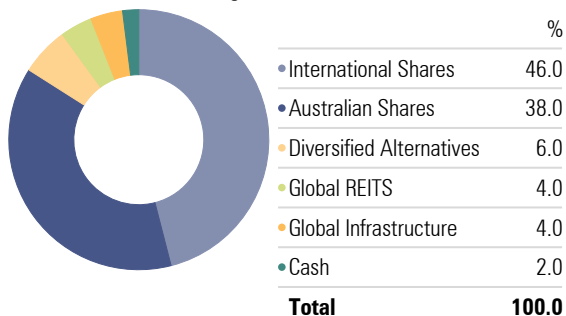


Active High Growth Plus Models

Monthly Performance Report

As of 30/04/2025

Asset Allocation - Active High Growth Plus Models



Risk Profile

High Growth Plus

Inception Date

1st March 2019

Investment Objective

This suits investors with a minimum ten-year timeframe or those who are willing to accept very high levels of investment value volatility to maximise potential investment performance. The 95 percent exposure to growth assets (shares, listed property and infrastructure) means that capital stability is not a consideration.

ICR

0.94%

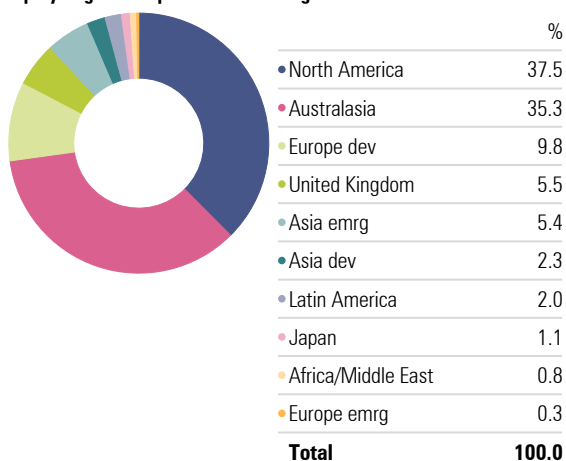
Investment Horizon

10 Years

Investment Strategy

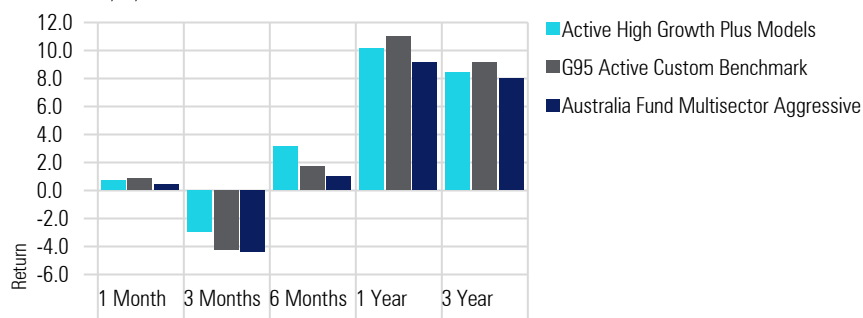
An actively managed diversified portfolio of securities with an average exposure of 95% to growth assets and around 5% to defensive assets. The portfolio is designed for investors seeking capital growth over the long term, investing predominately in growth assets.

Equity Regional Exposure - Active High Growth Plus Models



Returns

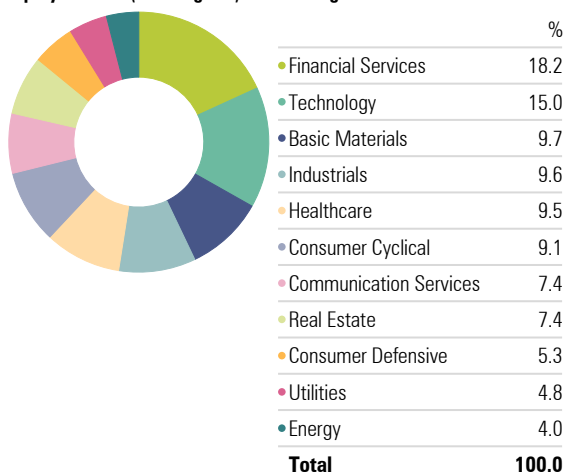
As of Date: 30/04/2025



As of Date: 30/04/2025

	1 Month	3 Months	6 Months	1 Year	3 Year	Since Inception
Active High Growth Plus Models	0.74	-3.04	3.09	10.11	8.48	45.78
G95 Centrepoint Composite Benchmark	0.89	-4.28	1.63	10.98	9.19	75.24
Australia Fund Multisector Aggressive	0.41	-4.41	0.93	9.12	7.98	60.01

Equity Sectors (Morningstar) - Active High Growth Plus Models



Top Holdings

Portfolio Date: 30/04/2025

Asset Class	Target Weight
Fidelity Australian Equities	11%
Allan Gray Australia Equity A	11%
AB Managed Volatility Equities	10%
Hyperion Global Growth Companies B	9%
Antipodes Global Value P	9%
State Street Global Equity	8%
Arrowstreet Global Equity Fund (Hedged)	8%
Fairlight Global Small & Mid Cap Ord	6%
OC Premium Small Companies	6%
GQG Partners Emerging Markets Equity	6%
Resolution Capital Global Prpt Secs II	4%
Global REITs	4%
First Sentier Global Listed Infrs Fd	4%
Global Infrastructure	4%
JPMorgan Global Macro Opps Class A Units	3%
Diversified Alternatives	3%
Partners Group Global Multi-Asset	3%
Diversified Alternatives	3%
RBA Cash Rate Target	2%
Cash	2%

Centrepoint Services Pty Ltd (ABN 55 065 455 745) ("Centrepoint") has entered into a commercial arrangement with Morningstar Australasia Pty Ltd (ABN 95 090 665 544, AFSL No. 240892) ("Morningstar") has whereby Morningstar provides investment consulting advice to Centrepoint's related licensed financial services providers. The content of this document has been prepared by Centrepoint pursuant to this arrangement. No part of this document may be reproduced, transmitted, disseminated, sold or published without the prior written consent of Centrepoint and Morningstar. This document is for information purposes only and intended to be general in nature. Centrepoint and Morningstar have not considered your risk capacity, financial objectives, financial situation or particular financial needs when preparing this document. You should consider the content in this document in light of these matters. This document is not personal advice under the Corporations Act 2001 (Cth). Centrepoint, Morningstar, their respective related bodies corporate and the content providers do not guarantee the data or content herein to be accurate, complete or timely and disclaim any and all liability to any person for any direct or indirect loss or damage that may result from an act or omission by a person in relation to, or in reliance on, any information contained in this document. Past performance information does not necessarily indicate a financial product's future performance. Refer to Morningstar's Financial Services Guide for more information at www.morningstar.com.au/AboutFSG