


# Active Defensive Models

Monthly Performance Report

As of 31/08/2024

## Asset Allocation - Active Defensive Models



## Risk Profile

% Defensive

## Inception Date

1st March 2019

## ICR

0.46%

## Investment Horizon

3 Years

## Investment Objective

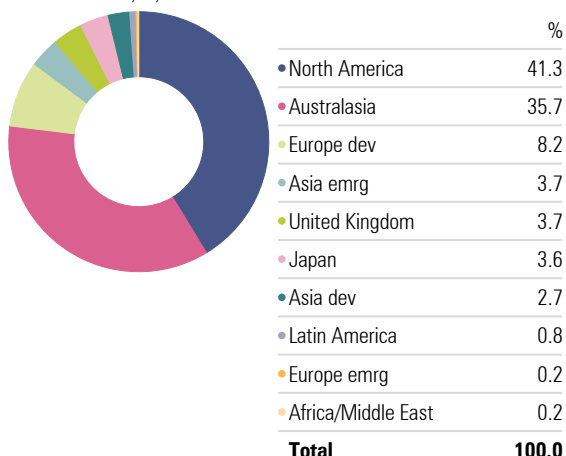
This suits investors with a minimum three-year timeframe or those that seek a portfolio invested predominantly in interest bearing assets, with a small proportion of growth assets. This portfolio also suits investors who give a high priority to the preservation of capital (while understanding loss is still possible) and are therefore willing to accept lower potential investment performance, hence the 85 percent exposure to defensive assets (cash and fixed interest).

## Investment Strategy

An actively managed diversified portfolio of securities with an average exposure of 15% to growth assets and around 85% to defensive assets. The portfolio is designed for investors seeking relatively stable returns with low potential for capital loss.

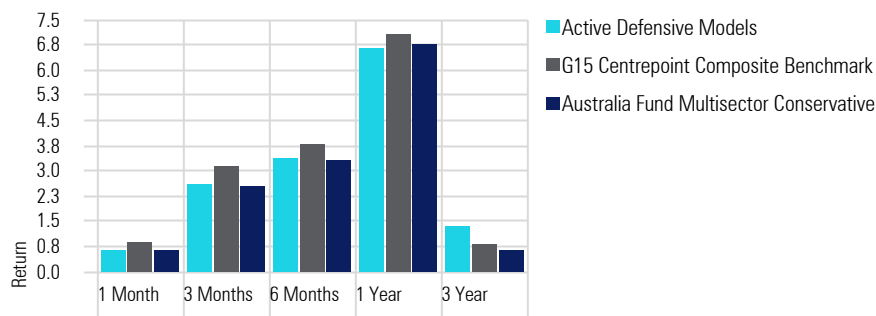
## Equity Regional Exposure - Active Defensive Models

Portfolio Date: 31/08/2024



## Returns

As of Date: 31/08/2024

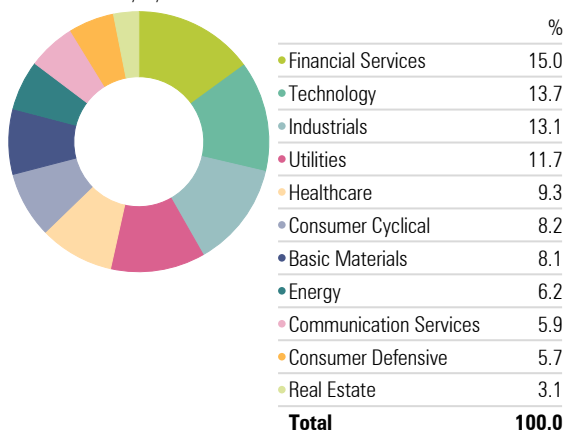


As of Date: 31/08/2024

	1 Month	3 Months	6 Months	1 Year	3 Year	Since Inception
Active Defensive Models	0.63	2.57	3.39	6.62	1.37	14.24
G15 Centrepoint Composite Benchmark	0.87	3.12	3.81	7.04	0.82	14.46
Australia Fund Multisector Conservative	0.66	2.56	3.28	6.76	0.66	12.80

## Equity Sectors (Morningstar) - Active Defensive Models

Portfolio Date: 31/08/2024



## Top Holdings

Portfolio Date: 31/08/2024

Asset Class	Target Weight
Perpetual Exact Market Return	28%
Western Asset Aus Bd A	10%
PIMCO Global Bond W	14%
Macquarie Income Opportunities	12%
Janus Henderson Tactical Income	10.5%
Ardea Real Outcome Fund	10.5%
First Sentier Global Listed Infrs Fd	3%
State Street Global Equity	2%
AB Managed Volatility Equities	2%
RBA Cash Rate Target	2%
Arrowstreet Global Equity Fund (Hedged)	2%
Allan Gray Australia Equity A	1.5%
Fidelity Australian Equities	1.5%
Antipodes Global Fund - Long P	1.5%
Hyperion Global Growth Companies B	1.5%

Centrepoint Services Pty Ltd (ABN 55 065 455 745) ("Centrepoint") has entered into a commercial arrangement with Morningstar Australasia Pty Ltd (ABN 95 090 665 544, AFSL No. 240892) ("Morningstar") whereby Morningstar provides investment consulting advice to Centrepoint's related licensed financial services providers. The content of this document has been prepared by Centrepoint pursuant to this arrangement. No part of this document may be reproduced, transmitted, disseminated, sold or published without the prior written consent of Centrepoint and Morningstar. This document is for information purposes only and intended to be general in nature. Centrepoint and Morningstar have not considered your risk capacity, financial objectives, financial situation or particular financial needs when preparing this document. You should consider the content in this document in light of these matters. This document is not personal advice under the Corporations Act 2001 (Cth). Centrepoint, Morningstar, their respective related bodies corporate and the content providers do not guarantee the data or content herein to be accurate, complete or timely and disclaim any and all liability to any person for any direct or indirect loss or damage that may result from an act or omission by a person in relation to, or in reliance on, any information contained in this document. Past performance information does not necessarily indicate a financial product's future performance. Refer to Morningstar's Financial Services Guide for more information at [www.morningstar.com.au/about/fgs](http://www.morningstar.com.au/about/fgs)