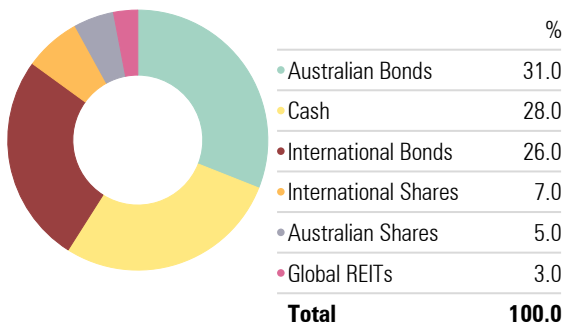


# Low Cost Defensive Models

## Monthly Performance Report

As of 31/05/2024

### Asset Allocation - Low Cost Defensive Models



### Risk Profile

% Defensive

### Inception Date

1st March 2019

### ICR

0.18%

### Investment Horizon

3 Years

### Investment Objective

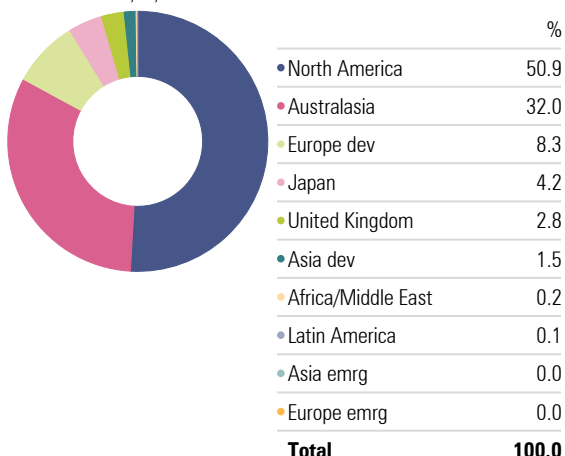
This suits investors with a minimum three-year timeframe or those that seek a portfolio invested predominantly in interest bearing assets, with a small proportion of growth assets. This portfolio also suits investors who give a high priority to the preservation of capital (while understanding loss is still possible) and are therefore willing to accept lower potential investment performance, hence the 85 percent exposure to defensive assets (cash and fixed interest).

### Investment Strategy

A low cost diversified portfolio of securities with an average exposure of 15% to growth assets and around 85% to defensive assets. The portfolio is designed for investors seeking relatively stable returns with low potential for capital loss.

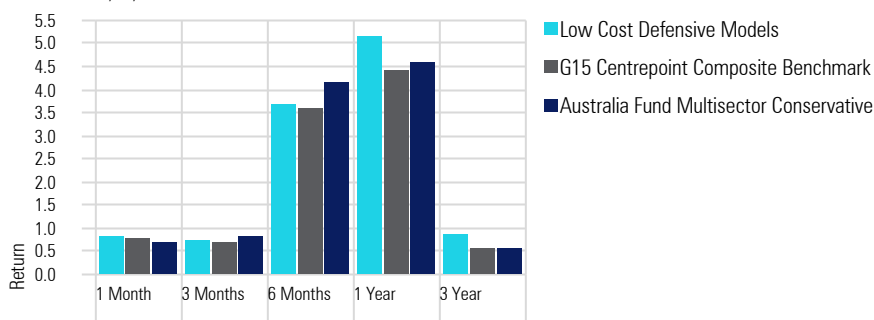
### Equity Regional Exposure - Low Cost Defensive Models

Portfolio Date: 31/05/2024



### Returns

As of Date: 31/05/2024

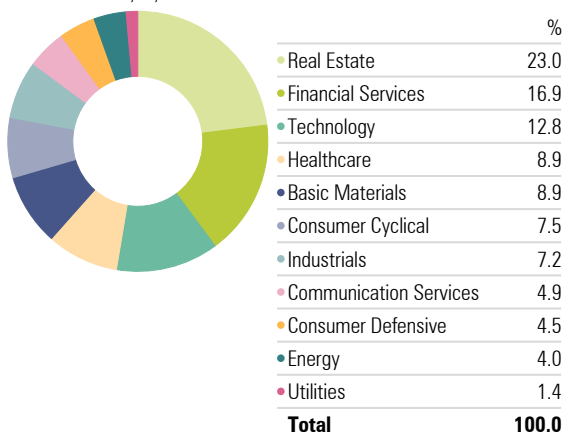


As of Date: 31/05/2024

	1 Month	3 Months	6 Months	1 Year	3 Year	Since Inception
Low Cost Defensive Models	0.83	0.73	3.66	5.15	0.87	12.11
G15 Centrepont Composite Benchmark	0.78	0.66	3.61	4.43	0.53	11.00
Australia Fund Multisector Conservative	0.68	0.80	4.17	4.60	0.53	10.09

### Equity Sectors (Morningstar) - Low Cost Defensive Models

Portfolio Date: 31/05/2024



### Top Holdings

Portfolio Date: 31/05/2024

Asset Class	Target Weight
BetaShares Aus High Interest Cash ETF	18%
iShares Australian Bond Index	19%
BetaShares Aus Bank Sr Fitng Rt Bd ETF	9%
iShares Global Bond Index	14%
Vanguard International Crdt Secs Idx Hdg	7%
Vanguard International Shares Index	3.5%
Vanguard International Prpty Secs IdxHdg	3%
iShares Core S&P/ASX 200 ETF	2.5%
iShares Australian Equity Index	2.5%
RBA Cash Rate Target	18%
iShares Hedged International Equity Idx	3.5%

Centrepont Services Pty Ltd (ABN 55 065 455 745) ("Centrepont") has entered into a commercial arrangement with Morningstar Australasia Pty Ltd (ABN 95 080 665 544, AFSL No. 240892) ("Morningstar") has whereby Morningstar provides investment consulting advice to Centrepont's related licensed financial services providers. The content of this document has been prepared by Centrepont pursuant to this arrangement. No part of this document may be reproduced, transmitted, disseminated, sold or published without the prior written consent of Centrepont and Morningstar. This document is for information purposes only and intended to be general in nature. Centrepont and Morningstar have not considered your risk capacity, financial objectives, financial situation or particular financial needs when preparing this document. You should consider the content in this document in light of these matters. This document is not personal advice under the Corporations Act 2001 (Cth). Centrepont, Morningstar, their respective related bodies corporate and the content providers do not guarantee the data or content herein to be accurate, complete or timely and disclaim any and all liability to any person for any direct or indirect loss or damage that may result from an act or omission by a person in relation to, or in reliance on, any information contained in this document. Past performance information does not necessarily indicate a financial product's future performance. Refer to Morningstar's Financial Services Guide for more information at [www.morningstar.com.au/about/fgs](http://www.morningstar.com.au/about/fgs)