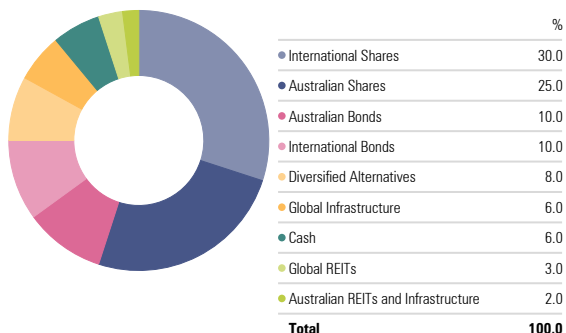


Active Growth Models

Monthly Performance Report

As of 30/04/2024

Asset Allocation - Active Growth Models



Risk Profile

Growth

Inception Date

1st March 2019

ICR

0.91%

Investment Horizon

7 Years

Investment Objective

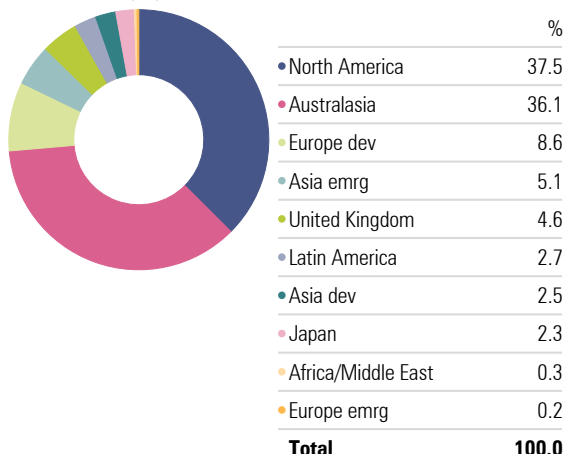
This suits investors with a minimum seven-year timeframe or those who are willing to accept higher levels of investment value volatility compared to more defensive options in return for higher potential investment performance. Some exposure to interest bearing assets is still desired, but the primary concern is a higher return, hence the 70 percent exposure to growth assets (shares, listed property and infrastructure).

Investment Strategy

An actively managed diversified portfolio of securities with an average exposure of 70% to growth assets and around 30% to defensive assets. The portfolio is designed for investors seeking capital growth over the long term.

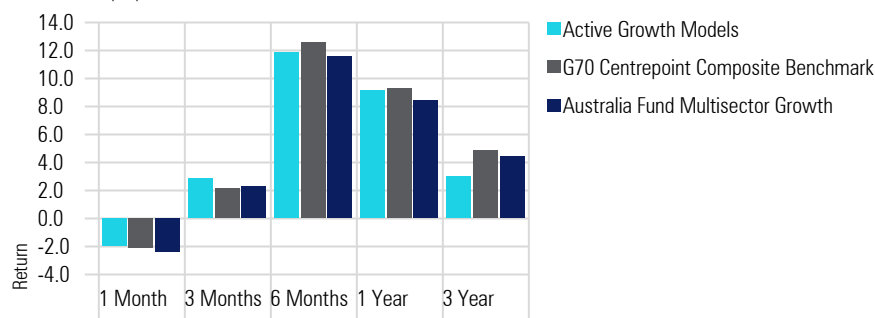
Equity Regional Exposure - Active Growth Models

Portfolio Date: 30/04/2024



Returns

As of Date: 30/04/2024

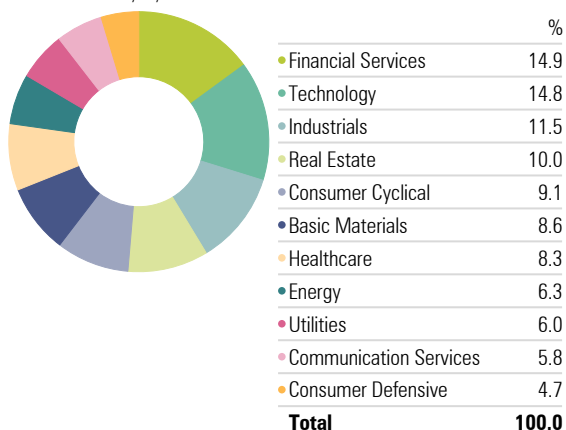


As of Date: 30/04/2024

	1 Month	3 Months	6 Months	1 Year	3 Year	Since Inception
Active Growth Models	-2.00	2.81	11.91	9.11	2.97	24.77
G70 Centrepont Composite Benchmark	-2.25	2.09	12.62	9.34	4.88	39.50
Australia Fund Multisector Growth	-2.40	2.22	11.66	8.47	4.45	35.39

Equity Sectors (Morningstar) - Active Growth Models

Portfolio Date: 30/04/2024



Top Holdings

Portfolio Date: 30/04/2024

Asset Class	Target Weight
Western Asset Aus Bd A	4%
Allan Gray Australia Equity A	7.5%
Fidelity Australian Equities	7.5%
PIMCO Global Bond VV	4%
First Sentier Global Listed Infras Fd	6%
Antipodes Global Fund - Long P	6%
AB Managed Volatility Equities	6%
Hyperion Global Growth Companies B	6%
Arrowstreet Global Equity Fund (Hedged)	5%
State Street Global Equity	5%
JPMorgan Global Macro Opps Class A Units	4%
GQG Partners Emerging Markets Equity	4%
Partners Group Global Multi-Asset	4%
Macquarie Income Opportunities	7%
OC Premium Small Companies	3.5%
Fairlight Global Small & Mid Cap Ord	4%
Resolution Capital Global Prpt Secs II	3%
Ardea Real Outcome Fund	5%
RBA Cash Rate Target	2%
Janus Henderson Tactical Income	4%
Charter Hall Maxim Property Securities	—
Australian Bonds	—
Australian Shares	—
International Shares	—
Global Infrastructure	—
International Bonds	—
Global REITs	—
Australian REITs and Infrastructure	—

Centrepont Services Pty Ltd (ABN 55 065 455 745) ("Centrepont") has entered into a commercial arrangement with Morningstar Australasia Pty Ltd (ABN 95 080 665 544, AFSL No. 240892) ("Morningstar") whereby Morningstar provides investment consulting advice to Centrepont's related licensed financial services providers. The content of this document has been prepared by Centrepont pursuant to this arrangement. No part of this document may be reproduced, transmitted, disseminated, sold or published without the prior written consent of Centrepont and Morningstar. This document is for information purposes only and intended to be general in nature. Centrepont and Morningstar have not considered your risk capacity, financial objectives, financial situation or particular financial needs when preparing this document. You should consider the content in this document in light of these matters. This document is not personal advice under the Corporations Act 2001 (Cth). Centrepont, Morningstar, their respective related bodies corporate and the content providers do not guarantee the data or content herein to be accurate, complete or timely and disclaim any and all liability to any person for any direct or indirect loss or damage that may result from an act or omission by a person in relation to, or in reliance on, any information contained in this document. Past performance information does not necessarily indicate a financial product's future performance. Refer to Morningstar's Financial Services Guide for more information at www.morningstar.com.au/about/fsa