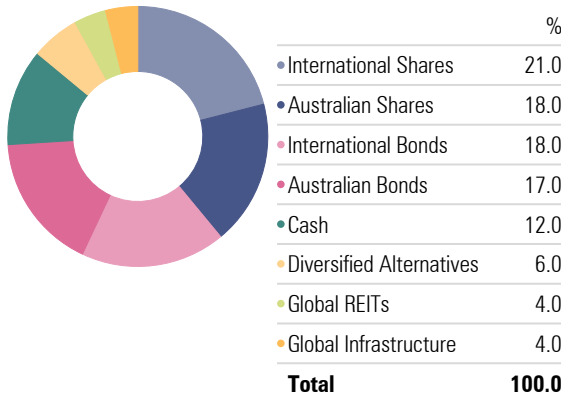


Active Balanced Models

Monthly Performance Report

As of 8/31/2023

Asset Allocation - Active Balanced Models



Risk Profile

Balanced

ICR

0.76%

Inception Date

1st March 2019

Investment Horizon

5 Years

Investment Objective

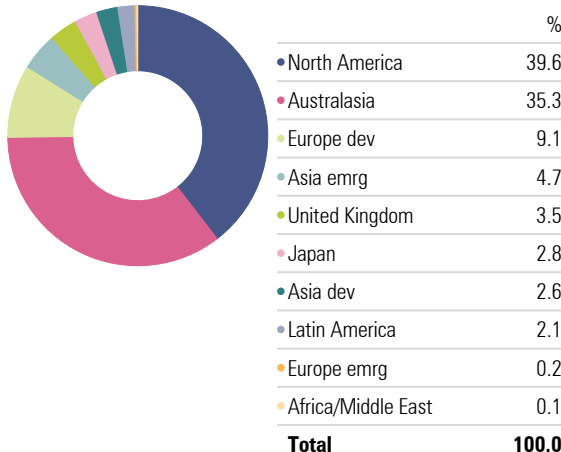
This suits investors with a minimum five-year timeframe. This portfolio also suits investors who desire a modest level of capital stability but are willing to accept moderate investment value volatility in return for commensurate potential investment performance, hence the 50 percent exposure to growth assets (shares, listed property and infrastructure) and 50 percent exposure to defensive assets (cash and fixed interest).

Investment Strategy

An actively managed diversified portfolio of securities with an average exposure of 50% to growth assets and around 50% to defensive assets. The portfolio is designed for investors seeking a balanced portfolio over the medium-to long term.

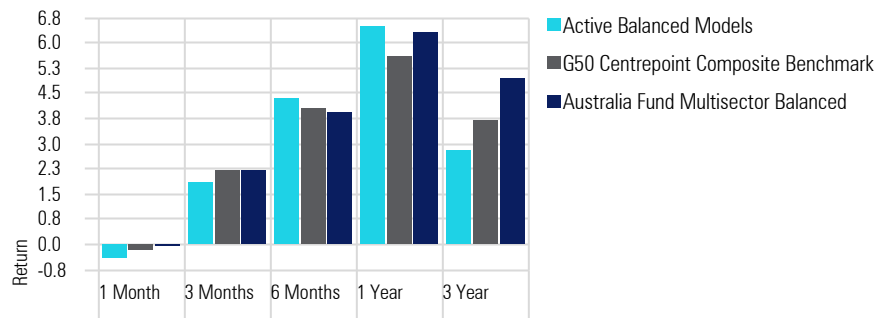
Equity Regional Exposure - Active Balanced Models

Portfolio Date: 8/31/2023



Returns

As of Date: 8/31/2023

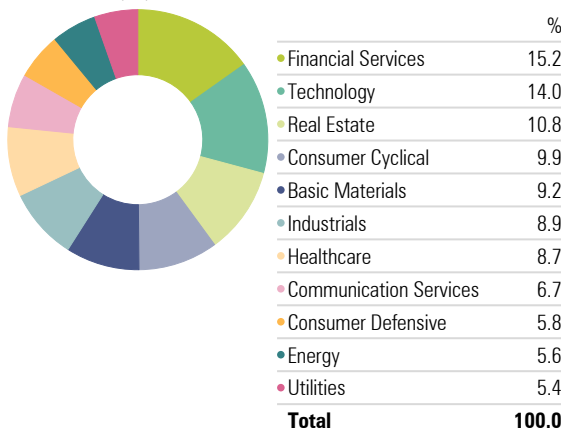


As of Date: 8/31/2023

	1 Month	3 Months	6 Months	1 Year	3 Year	Since Inception
Active Balanced Models	-0.43	1.83	4.36	6.47	2.81	13.65
G50 Centrepont Composite Benchmark	-0.18	2.20	4.04	5.60	3.68	20.85
Australia Fund Multisector Balanced	-0.05	2.20	3.95	6.31	4.92	21.27

Equity Sectors (Morningstar) - Active Balanced Models

Portfolio Date: 8/31/2023



Top Holdings

Portfolio Date: 8/31/2023

Asset Class	Target Weight
Western Asset Aus Bd A	6%
PIMCO Global Bond W	7%
Perpetual Exact Market Return	10%
Fidelity Australian Equities	5.5%
Allan Gray Australia Equity A	5.5%
Hyperion Global Growth Companies B	5%
Antipodes Global Fund - Long P	5%
Macquarie Income Opportunities	10%
AB Managed Volatility Equities	5%
Janus Henderson Tactical Income	6%
Ardea Real Outcome Fund	8%
Resolution Capital Global Prpt Secs II	4%
First Sentier Global Listed Infrs Fd	4%
Arrowstreet Global Equity Fund (Hedged)	3.5%
State Street Global Equity	3.5%
JPMorgan Global Macro Opps Class A Units	3%
Partners Group Global Multi-Asset	3%
GQG Partners Emerging Markets Equity	2%
Fairlight Global Small & Mid Cap Ord	2%
OC Premium Small Companies	3%
RBA Cash Rate Target	2%

Centrepont Services Pty Ltd (ABN 55 065 455 745) ("Centrepont") has entered into a commercial arrangement with Morningstar Australasia Pty Ltd (ABN 95 090 665 544, AFSL No. 240892) ("Morningstar") has whereby Morningstar provides investment consulting advice to Centrepont's related licensed financial services providers. The content of this document has been prepared by Centrepont pursuant to this arrangement. No part of this document may be reproduced, transmitted, disseminated, sold or published without the prior written consent of Centrepont and Morningstar. This document is for information purposes only and intended to be general in nature. Centrepont and Morningstar have not considered your risk capacity, financial objectives, financial situation or particular financial needs when preparing this document. You should consider the content in this document in light of these matters. This document is not personal advice under the Corporations Act 2001 (Cth). Centrepont, Morningstar, their respective related bodies corporate and the content providers do not guarantee the data or content herein to be accurate, complete or timely and disclaim any and all liability to any person for any direct or indirect loss or damage that may result from an act or omission by a person in relation to, or in reliance on, any information contained in this document. Past performance information does not necessarily indicate a financial product's future performance. Refer to Morningstar's Financial Services Guide for more information at www.morningstar.com.au/About/FSG