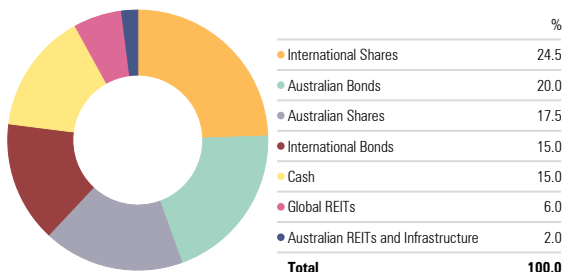


Low Cost Balanced Models

Monthly Performance Report

As of 31/05/2022

Asset Allocation - Low Cost Balanced Models



Risk Profile

Balanced

ICR

0.22%

Inception Date

1st March 2019

Investment Horizon

5 Years

Investment Objective

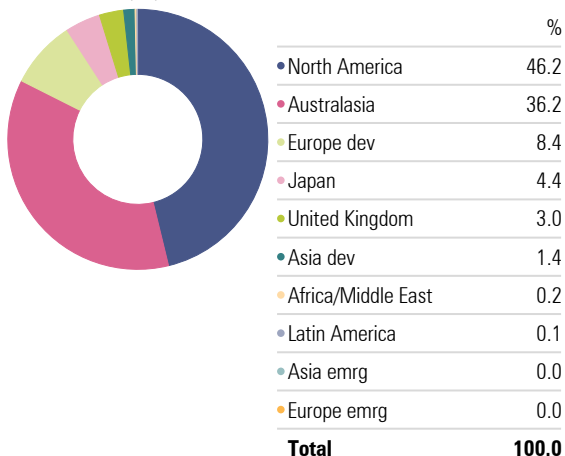
This suits investors with a minimum five-year timeframe. This portfolio also suits investors who desire a modest level of capital stability but are willing to accept moderate investment value volatility in return for commensurate potential investment performance, hence the 50 percent exposure to growth assets (shares, listed property and infrastructure) and 50 percent exposure to defensive assets (cash and fixed interest).

Investment Strategy

A low cost diversified portfolio of securities with an average exposure of 50% to growth assets and around 50% to defensive assets. The portfolio is designed for investors seeking a balanced portfolio over the medium-to long term.

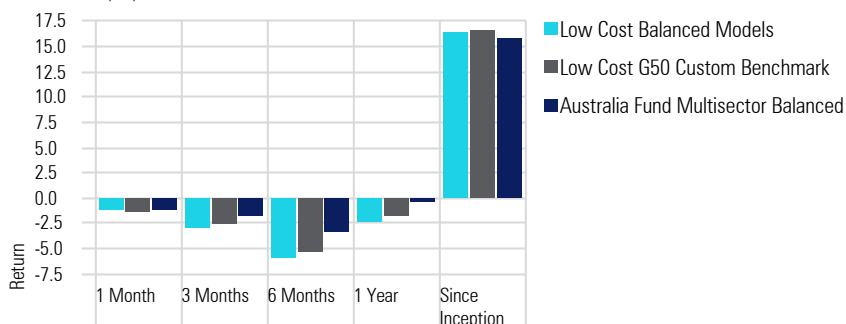
Equity Regional Exposure - Low Cost Balanced Models

Portfolio Date: 31/05/2022



Returns

As of Date: 31/05/2022

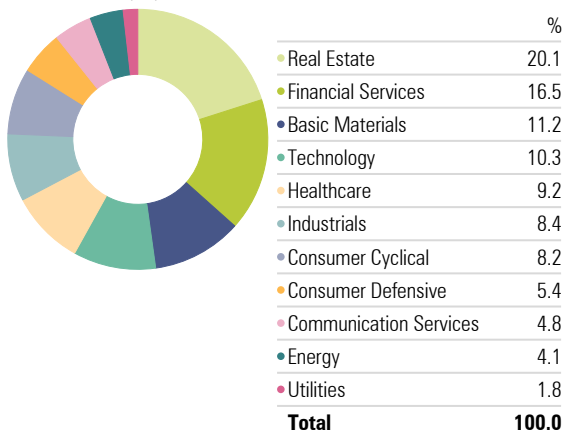


As of Date: 31/05/2022

	1 Month	3 Months	6 Months	1 Year	Since Inception
Low Cost Balanced Models	-1.32	-3.07	-5.91	-2.39	16.30
Low Cost G50 Custom Benchmark	-1.34	-2.63	-5.37	-1.84	16.68
Australia Fund Multisector Balanced	-1.17	-1.92	-3.47	-0.46	15.78

Equity Sectors (Morningstar) - Low Cost Balanced Models

Portfolio Date: 31/05/2022



Top Holdings

Portfolio Date: 31/05/2022

	Asset Class	Target Weight
iShares Australian Bond Index	Australian Bonds	13.5%
Vanguard International Shares Index	International Shares	10%
iShares Global Bond Index	International Bonds	9.5%
BetaShares Aus High Interest Cash ETF	Cash	7.5%
iShares Core S&P/ASX 200 ETF	Australian Shares	7%
BetaShares Aus Bank Sr Fltng Rt Bd ETF	Australian Bonds	6.5%
Vanguard International Prpty Secs IdxHdg	Global REITs	6%
Vanguard International Crdt Secs Idx Hdg	International Bonds	5.5%
iShares Australian Equity Index	Australian Shares	7%
iShares Hedged International Equity Idx	International Shares	10%
Vanguard International Small Companies	International Shares	4.5%
Vanguard MSCI Australian Small Coms ETF	Australian Shares	3.5%
RBA Cash Rate Target	Cash	7.5%

Centrepoint Services Pty Ltd (ABN 55 065 455 745) ("Centrepoint") has entered into a commercial arrangement with Morningstar Australasia Pty Ltd (ABN 95 080 665 544, AFSL No. 240892) ("Morningstar") whereby Morningstar provides investment consulting advice to Centrepoint's related licensed financial services providers. The content of this document has been prepared by Centrepoint pursuant to this arrangement. No part of this document may be reproduced, transmitted, disseminated, sold or published without the prior written consent of Centrepoint and Morningstar. This document is for information purposes only and intended to be general in nature. Centrepoint and Morningstar have not considered your risk capacity, financial objectives, financial situation or particular financial needs when preparing this document. You should consider the content in this document in light of these matters. This document is not personal advice under the Corporations Act 2001 (Cth). Centrepoint, Morningstar, their respective related bodies corporate and the content providers do not guarantee the data or content herein to be accurate, complete or timely and disclaim any and all liability to any person for any direct or indirect loss or damage that may result from an act or omission by a person in relation to, or in reliance on, any information contained in this document. Past performance information does not necessarily indicate a financial product's future performance. Refer to Morningstar's Financial Services Guide for more information at www.morningstar.com.au/about/FSG