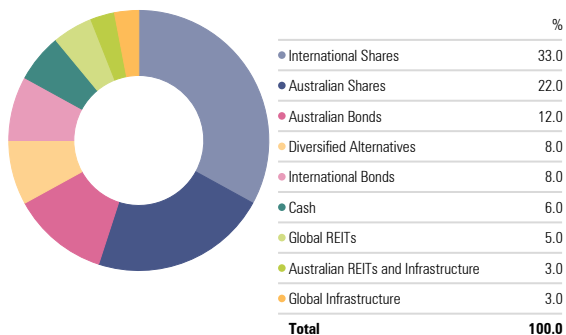


Active Growth Models

Monthly Performance Report

As of 31/05/2022

Asset Allocation - Active Growth Models



Risk Profile

Growth

ICR

0.91%

Inception Date

1st March 2019

Investment Horizon

7 Years

Investment Objective

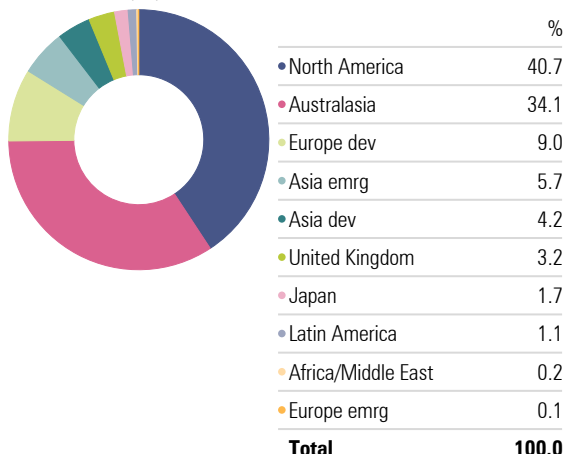
This suits investors with a minimum seven-year timeframe or those who are willing to accept higher levels of investment value volatility compared to more defensive options in return for higher potential investment performance. Some exposure to interest bearing assets is still desired, but the primary concern is a higher return, hence the 70 percent exposure to growth assets (shares, listed property and infrastructure).

Investment Strategy

An actively managed diversified portfolio of securities with an average exposure of 70% to growth assets and around 30% to defensive assets. The portfolio is designed for investors seeking capital growth over the long term.

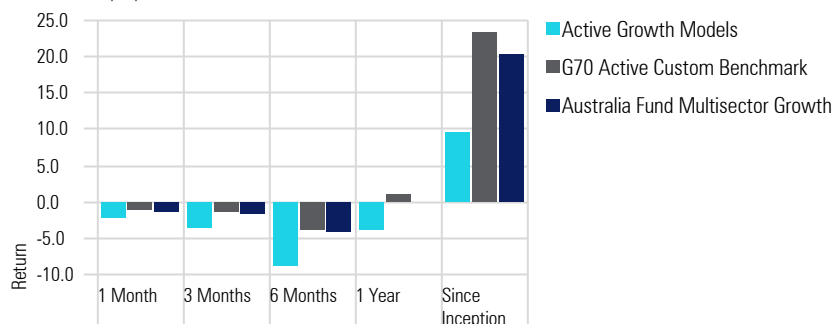
Equity Regional Exposure - Active Growth Models

Portfolio Date: 31/05/2022



Returns

As of Date: 31/05/2022

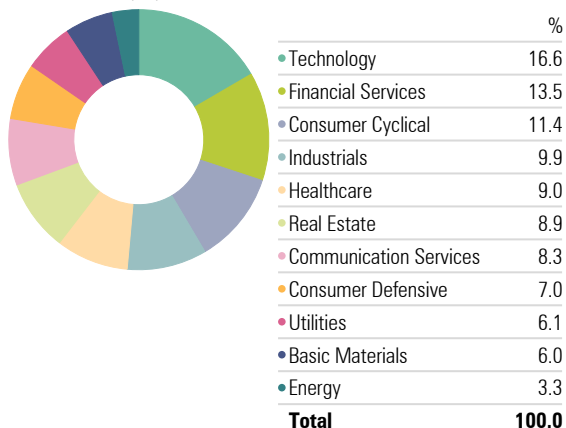


As of Date: 31/05/2022

	1 Month	3 Months	6 Months	1 Year	Since Inception
Active Growth Models	-2.20	-3.65	-8.96	-4.05	9.57
G70 Active Custom Benchmark	-1.35	-1.38	-3.99	0.91	23.32
Australia Fund Multisector Growth	-1.38	-1.86	-4.27	-0.07	20.38

Equity Sectors (Morningstar) - Active Growth Models

Portfolio Date: 31/05/2022



Top Holdings

Portfolio Date: 31/05/2022

Asset Class	Target Weight
AB Managed Volatility Equities	7.5%
Hyperion Australian Growth Companies	7.5%
Antipodes Global Fund - Long P	8%
Macquarie Income Opportunities	5%
Magellan Global (Hedged)	8%
Hyperion Global Growth Companies B	7%
First Sentier Global Listed Infrs Fd	3%
Ardea Real Outcome Fund	7%
UBS Emerging Markets Equity Fund	5%
Partners Group Global Multi-Asset	4%
Janus Henderson Tactical Income	7%
Western Asset Aus Bd A	2.5%
OC Premium Small Companies	3.5%
PIMCO Global Bond W	2.5%
Allan Gray Australia Equity A	3.5%
Fairlight Global Small & Mid Cap Ord	5%
JPMorgan Global Macro Opps Class A Units	4%
Resolution Capital Global Prpt Secs II	5%
RBA Cash Rate Target	2%
Charter Hall Maxim Property Securities	3%
Australian Shares	7.5%
Australian Shares	7.5%
International Shares	8%
International Bonds	5%
International Shares	8%
International Shares	7%
Global Infrastructure	3%
Australian Bonds	7%
International Shares	5%
Diversified Alternatives	4%
Australian Bonds	7%
Australian Bonds	2.5%
Australian Shares	3.5%
International Bonds	2.5%
Australian Shares	3.5%
International Shares	5%
Diversified Alternatives	4%
Global REITs	5%
Cash	2%
Australian REITs and Infrastructure	3%

Centrepoint Services Pty Ltd (ABN 55 065 455 745) ("Centrepoint") has entered into a commercial arrangement with Morningstar Australasia Pty Ltd (ABN 95 090 665 544, AFSL No. 240892) ("Morningstar") whereby Morningstar provides investment consulting advice to Centrepoint's related licensed financial services providers. The content of this document has been prepared by Centrepoint pursuant to this arrangement. No part of this document may be reproduced, transmitted, disseminated, sold or published without the prior written consent of Centrepoint and Morningstar. This document is for information purposes only and intended to be general in nature. Centrepoint and Morningstar have not considered your risk capacity, financial objectives, financial situation or particular financial needs when preparing this document. You should consider the content in this document in light of these matters. This document is not personal advice under the Corporations Act 2001 (Cth). Centrepoint, Morningstar, their respective related bodies corporate and the content providers do not guarantee the data or content herein to be accurate, complete or timely and disclaim any and all liability to any person for any direct or indirect loss or damage that may result from an act or omission by a person in relation to, or in reliance on, any information contained in this document. Past performance information does not necessarily indicate a financial product's future performance. Refer to Morningstar's Financial Services Guide for more information at www.morningstar.com.au/about/fgs