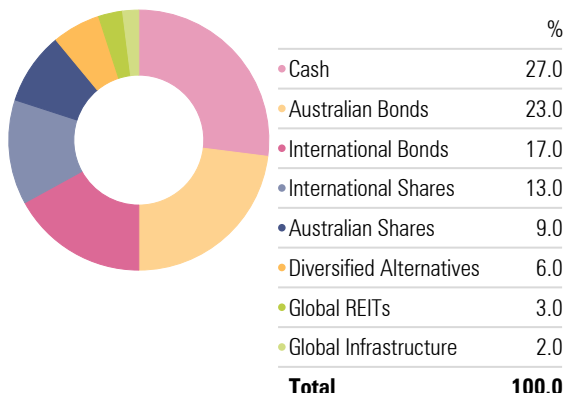


Active Conservative Models

Monthly Performance Report

As of 31/08/2021

Asset Allocation - Active Conservative Models



Risk Profile

% Conservative

Inception Date

1st March 2019

Investment Objective

This suits investors with a minimum three-year timeframe or those who seek a diversified portfolio of interest bearing and growth asset classes, with an emphasis on interest bearing assets. This portfolio also suits investors seeking a lower level of investment value volatility, and therefore willing to accept lower potential investment performance, hence the 70 percent exposure to defensive assets (cash and fixed interest).

Investment Strategy

An actively managed diversified portfolio of securities with an average exposure of 30% to growth assets and around 70% to defensive assets. The portfolio is designed for investors seeking relatively stable returns over the medium term with the potential for some long-term capital growth.

ICR

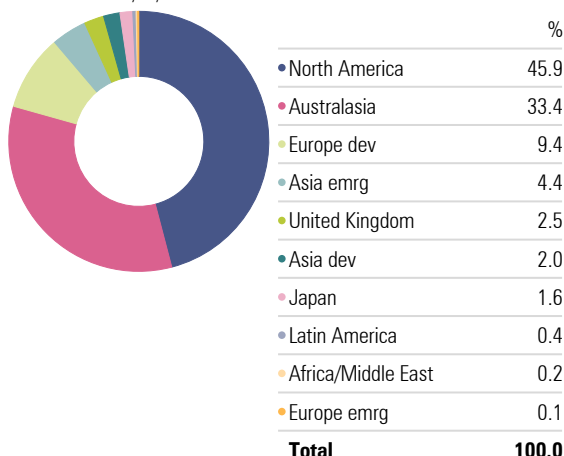
0.64%

Investment Horizon

3 Years

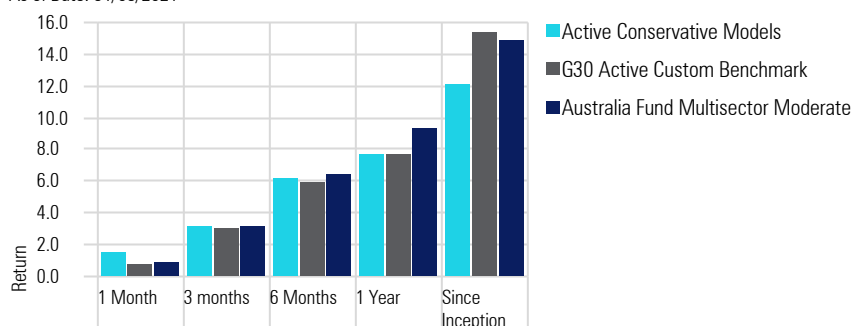
Equity Regional Exposure - Active Conservative Models

Portfolio Date: 31/08/2021



Returns

As of Date: 31/08/2021

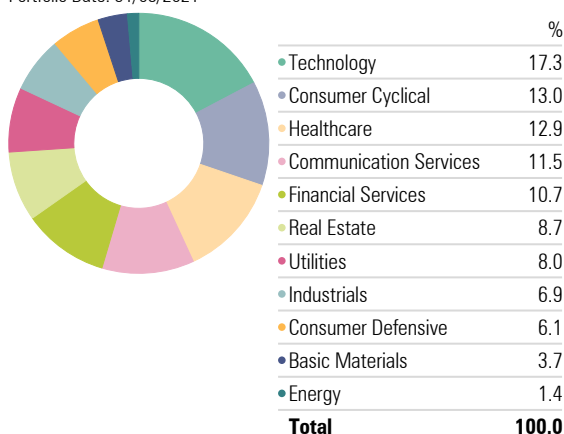


As of Date: 31/08/2021

	1 Month	3 Months	6 Months	1 Year	Since Inception
Active Conservative Models	1.46	3.18	6.14	7.72	12.17
G30 Active Custom Benchmark	0.72	2.94	5.91	7.75	15.42
Australia Fund Multisector Moderate	0.87	3.07	6.43	9.32	14.89

Equity Sectors (Morningstar) - Active Conservative Models

Portfolio Date: 31/08/2021



Top Holdings

Portfolio Date: 31/08/2021

Asset Class	Target Weight
Perpetual Exact Market Cash	18%
PIMCO Global Bond W	12%
Ardea Real Outcome Fund	9%
Macquarie Income Opportunities	7%
Legg Mason Western Asset Aus Bd A	10%
Janus Henderson Tactical Income	9%
Hyperion Australian Growth Companies	4.5%
Hyperion Global Growth Companies B	—
Antipodes Global Fund - Long P	6.5%
AB Managed Volatility Equities	4.5%
First Sentier Global Listed Infrs Fd	2%
Partners Group Global Multi-Asset	3%
JPMorgan Global Macro Opps Class A Units	3%
Magellan Global (Hedged)	6.5%
Resolution Capital Global Prpt Secs II	3%
RBA Cash Rate Target	2%

Centrepoint Services Pty Ltd (ABN 55 065 455 745) ("Centrepoint") has entered into a commercial arrangement with Morningstar Australasia Pty Ltd (ABN 95 080 665 544, AFSL No. 240892) ("Morningstar") whereby Morningstar provides investment consulting advice to Centrepoint's related licensed financial services providers. The content of this document has been prepared by Centrepoint pursuant to this arrangement. No part of this document may be reproduced, transmitted, disseminated, sold or published without the prior written consent of Centrepoint and Morningstar. This document is for information purposes only and intended to be general in nature. Centrepoint and Morningstar have not considered your risk capacity, financial objectives, financial situation or particular financial needs when preparing this document. You should consider the content in this document in light of these matters. This document is not personal advice under the Corporations Act 2001 (Cth). Centrepoint, Morningstar, their respective related bodies corporate and the content providers do not guarantee the data or content herein to be accurate, complete or timely and disclaim any and all liability to any person for any direct or indirect loss or damage that may result from an act or omission by a person in relation to, or in reliance on, any information contained in this document. Past performance information does not necessarily indicate a financial product's future performance. Refer to Morningstar's Financial Services Guide for more information at www.morningstar.com.au/about/fig