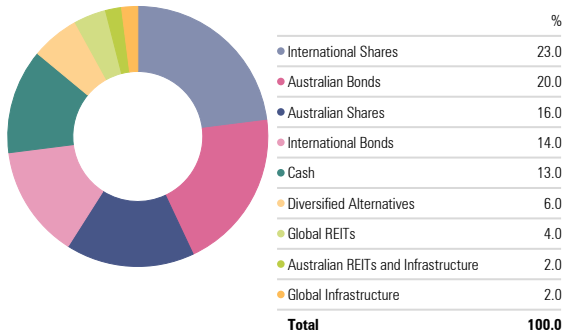


# Active Balanced Models

## Monthly Performance Report

As of 31/08/2021

### Asset Allocation - Active Balanced Models



### Risk Profile

Balanced

### ICR

0.76%

### Inception Date

1st March 2019

### Investment Horizon

5 Years

### Investment Objective

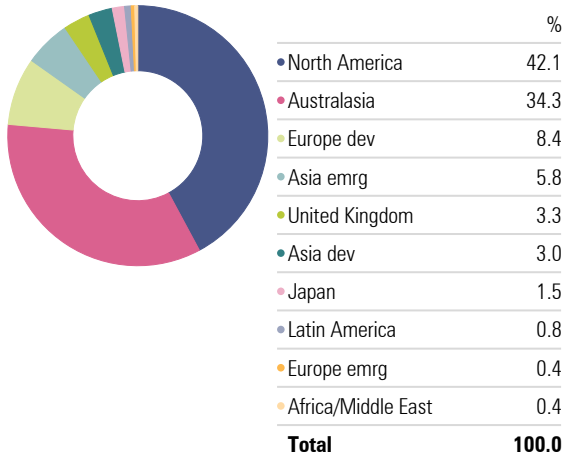
This suits investors with a minimum five-year timeframe. This portfolio also suits investors who desire a modest level of capital stability but are willing to accept moderate investment value volatility in return for commensurate potential investment performance, hence the 50 percent exposure to growth assets (shares, listed property and infrastructure) and 50 percent exposure to defensive assets (cash and fixed interest).

### Investment Strategy

An actively managed diversified portfolio of securities with an average exposure of 50% to growth assets and around 50% to defensive assets. The portfolio is designed for investors seeking a balanced portfolio over the medium-to long term.

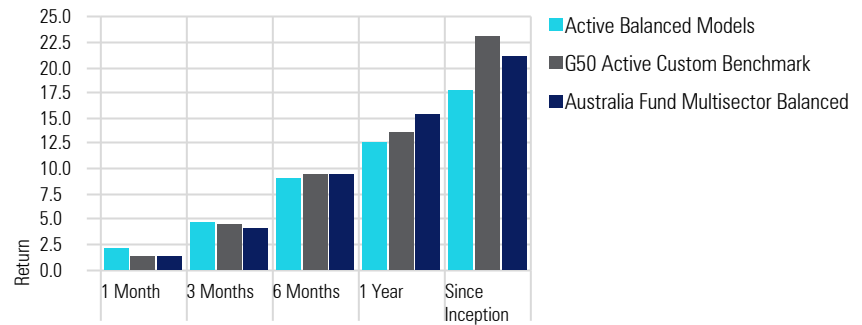
### Equity Regional Exposure - Active Balanced Models

Portfolio Date: 31/08/2021



### Returns

As of Date: 31/08/2021

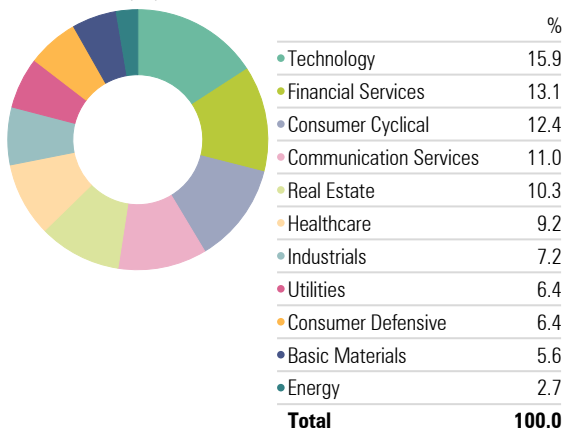


As of Date: 31/08/2021

	1 Month	3 Months	6 Months	1 Year	Since Inception
Active Balanced Models	2.07	4.74	8.99	12.63	17.80
G50 Active Custom Benchmark	1.37	4.53	9.48	13.53	23.09
Australia Fund Multisector Balanced	1.40	4.16	9.46	15.40	21.15

### Equity Sectors (Morningstar) - Active Balanced Models

Portfolio Date: 31/08/2021



### Top Holdings

Portfolio Date: 31/08/2021

Asset Class	Target Weight
Macquarie Income Opportunities	7%
Perpetual Exact Market Cash	10%
Ardea Real Outcome Fund	8%
PIMCO Global Bond W	6%
Hyperion Australian Growth Companies	5%
Hyperion Global Growth Companies B	4%
Antipodes Global Fund - Long P	7.5%
Legg Mason Western Asset Aus Bd A	6%
Janus Henderson Tactical Income	8%
AB Managed Volatility Equities	5%
Magellan Global (Hedged)	7.5%
Resolution Capital Global Prpt Secs II	4%
Global REITs	4%
Global Infrastructure	2%
Australian Shares	3%
Australian Shares	3%
Diversified Alternatives	3%
Diversified Alternatives	3%
International Shares	2%
International Shares	2%
Cash	2%

Centrepnt Services Pty Ltd (ABN 55 065 455 745) ("Centrepnt") has entered into a commercial arrangement with Morningstar Australasia Pty Ltd (ABN 95 090 665 544, AFSL No. 240892) ("Morningstar") has whereby Morningstar provides investment consulting advice to Centrepnt's related licensed financial services providers. The content of this document has been prepared by Centrepnt pursuant to this arrangement. No part of this document may be reproduced, transmitted, disseminated, sold or published without the prior written consent of Centrepnt and Morningstar. This document is for information purposes only and intended to be general in nature. Centrepnt and Morningstar have not considered your risk capacity, financial objectives, financial situation or particular financial needs when preparing this document. You should consider the content in this document in light of these matters. This document is not personal advice under the Corporations Act 2001 (Cth). Centrepnt, Morningstar, their respective related bodies corporate and the content providers do not guarantee the data or content herein to be accurate, complete or timely and disclaim any and all liability to any person for any direct or indirect loss or damage that may result from an act or omission by a person in relation to, or in reliance on, any information contained in this document. Past performance information does not necessarily indicate a financial product's future performance. Refer to Morningstar's Financial Services Guide for more information at [www.morningstar.com.au/About/FSG](http://www.morningstar.com.au/About/FSG)