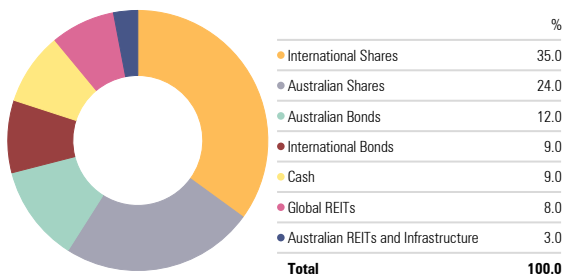


# Low Cost Growth Models

## Monthly Performance Report

As of 30/06/2020

### Low Cost Growth Models - Asset Allocation



### Risk Profile

Growth

### ICR

0.23%

### Inception Date

1st March 2019

### Investment Horizon

7 Years

### Investment Objective

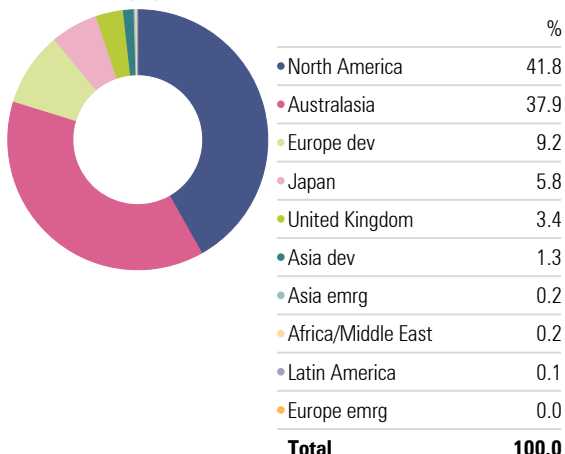
This suits investors with a minimum seven-year timeframe or those who are willing to accept higher levels of investment value volatility compared to more defensive options in return for higher potential investment performance. Some exposure to interest bearing assets is still desired, but the primary concern is a higher return, hence the 70 percent exposure to growth assets (shares, listed property and infrastructure).

### Investment Strategy

A low cost diversified portfolio of securities with an average exposure of 70% to growth assets and around 30% to defensive assets. The portfolio is designed for investors seeking capital growth over the long term.

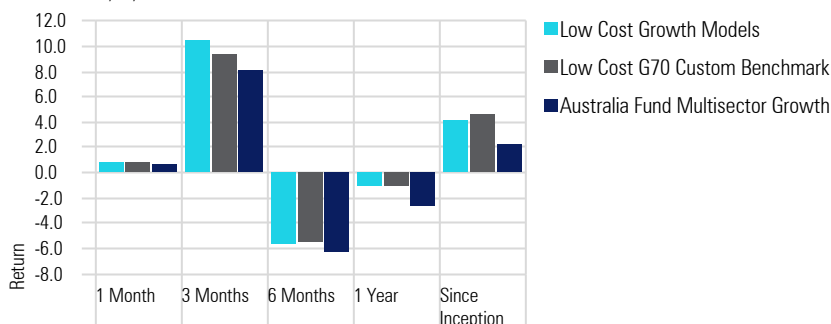
### Low Cost Growth Models - Equity Regional Exposure

Portfolio Date: 30/06/2020



### Returns

As of Date: 30/06/2020

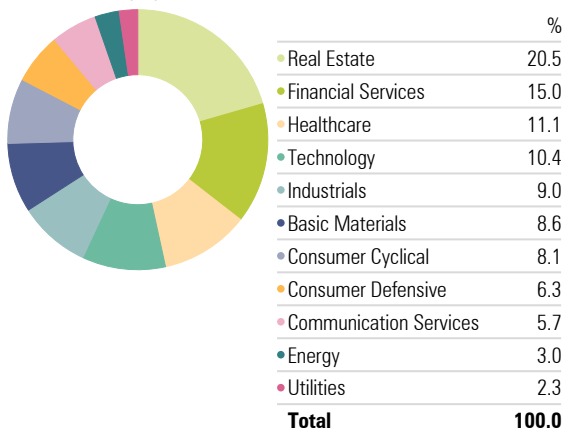


As of Date: 30/06/2020

	1 Month	3 Months	6 Months	1 Year	Since Inception
Low Cost Growth Models	0.81	10.54	-5.62	-1.11	4.18
Low Cost G70 Custom Benchmark	0.88	9.39	-5.49	-1.02	4.66
Australia Fund Multisector Growth	0.61	8.05	-6.29	-2.67	2.20

### Low Cost Growth Models - Equity Sectors (Morningstar)

Portfolio Date: 30/06/2020



### Top Holdings

Portfolio Date: 30/06/2020

Asset Class	Target Weight
iShares Hedged International Equity Idx	14%
Vanguard International Shares Index	14%
iShares Core S&P/ASX 200 ETF	10%
iShares Australian Equity Index	9.5%
iShares Australian Bond Index	8%
Vanguard International Prpty Secs IdxHdg	8%
Vanguard International Small Companies	7%
iShares Global Bond Index	5.5%
BetaShares Aus High Interest Cash ETF	4.5%
RBA Cash Rate Target	4.5%
Vanguard MSCI Australian Small Coms ETF	4.5%
Betashares Aus Bank Sr Fltng Rt Bd ETF	4%
Vanguard International Crdt Secs Idx Hdg	3.5%
Vanguard Australian Property Secs ETF	3%

Centrepoint Services Pty Ltd (ABN 55 065 455 749) ("Centrepoint") has entered into a commercial arrangement with Morningstar Australasia Pty Ltd (ABN 95 080 665 544, AFSL No. 240892) ("Morningstar") whereby Morningstar provides investment consulting advice to Centrepoint's related licensed financial services providers. The content of this document has been prepared by Centrepoint pursuant to this arrangement. No part of this document may be reproduced, transmitted, disseminated, sold or published without the prior written consent of Centrepoint and Morningstar. This document is for information purposes only and intended to be general in nature. Centrepoint and Morningstar have not considered your risk capacity, financial objectives, financial situation or particular financial needs when preparing this document. You should consider the content in this document in light of these matters. This document is not personal advice under the Corporations Act 2001 (Cth). Centrepoint, Morningstar, their respective related bodies corporate and the content providers do not guarantee the data or content herein to be accurate, complete or timely and disclaim any and all liability to any person for any direct or indirect loss or damage that may result from an act or omission by a person in relation to, or in reliance on, any information contained in this document. Past performance information does not necessarily indicate a financial product's future performance. Refer to Morningstar's Financial Services Guide for more information at [www.morningstar.com.au/AboutFSG](http://www.morningstar.com.au/AboutFSG).