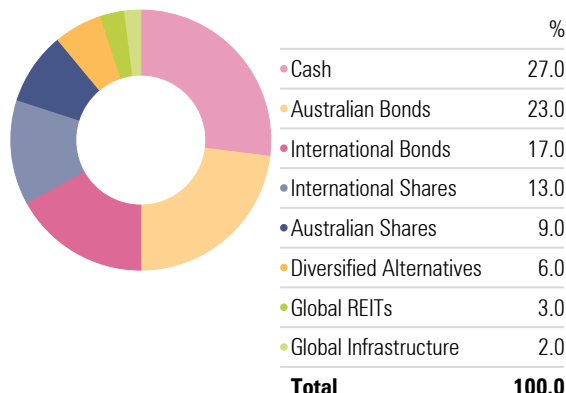


# Active Conservative Models

Monthly Performance Report

As of 30/06/2020

## Active Conservative Models - Asset Allocation



## Risk Profile

% Conservative

## ICR

0.60%

## Inception Date

1st March 2019

## Investment Horizon

3 Years

## Investment Objective

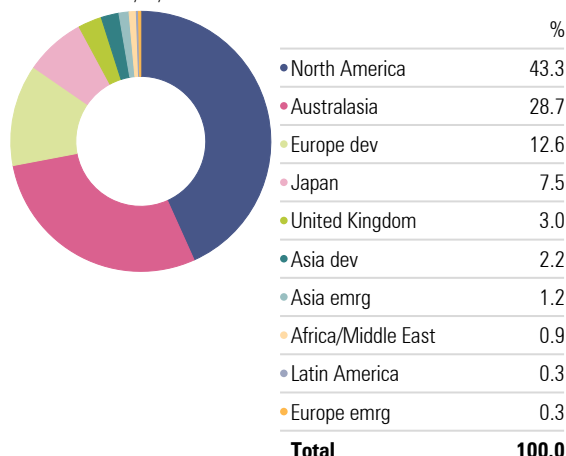
This suits investors with a minimum three-year timeframe or those who seek a diversified portfolio of interest bearing and growth asset classes, with an emphasis on interest bearing assets. This portfolio also suits investors seeking a lower level of investment value volatility, and therefore willing to accept lower potential investment performance, hence the 70 percent exposure to defensive assets (cash and fixed interest).

## Investment Strategy

An actively managed diversified portfolio of securities with an average exposure of 30% to growth assets and around 70% to defensive assets. The portfolio is designed for investors seeking relatively stable returns over the medium term with the potential for some long-term capital growth.

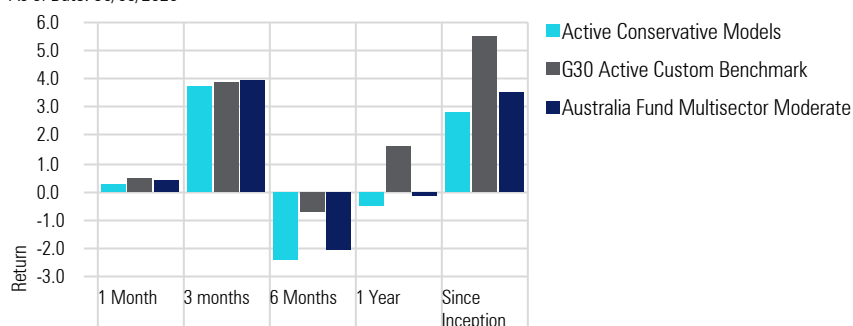
## Active Conservative Models - Equity Regional Exposure

Portfolio Date: 30/06/2020



## Returns

As of Date: 30/06/2020

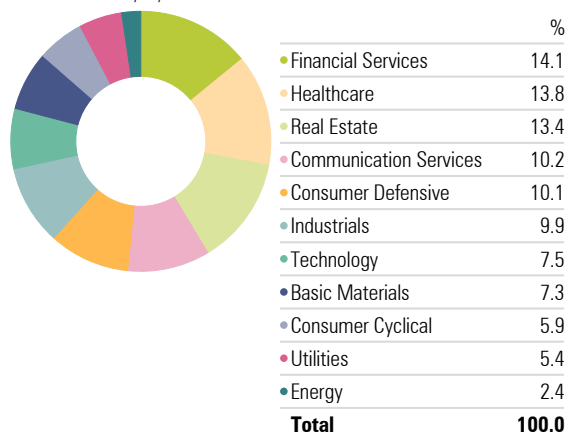


As of Date: 30/06/2020

	1 Month	3 Months	6 Months	1 Year	Since Inception
Active Conservative Models	0.24	3.75	-2.48	-0.52	2.79
G30 Active Custom Benchmark	0.44	3.92	-0.71	1.61	5.56
Australia Fund Multisector Moderate	0.42	3.96	-2.07	-0.14	3.50

## Active Conservative Models - Equity Sectors (Morningstar)

Portfolio Date: 30/06/2020



## Top Holdings

Portfolio Date: 30/06/2020

Asset Class	Target Weight
PIMCO Global Bond W	11.5%
BetaShares Aus High Interest Cash ETF	9%
Pendal Enhanced Cash	9%
RBA Cash Rate Target	9%
Janus Henderson Tactical Income	8%
Legg Mason Western Asset Aus Bd A	7.5%
Macquarie Income Opportunities	7.5%
AB Global Equities	6.5%
State Street Global Equity	6.5%
Bentham Global Income	5.5%
AB Managed Volatility Equities	4.5%
iShares Core S&P/ASX 200 ETF	4.5%
CFM Institutional Systematic Diversified	3%
Partners Group Global Multi-Asset	3%
Resolution Capital Global Property Secs	3%
CFS WS Glb Listed Infrastructure-Class A	2%

Centrepoint Services Pty Ltd (ABN 55 065 455 745) ("Centrepoint") has entered into a commercial arrangement with Morningstar Australasia Pty Ltd (ABN 95 080 665 544, AFSL No. 240892) ("Morningstar") whereby Morningstar provides investment consulting advice to Centrepoint's related licensed financial services providers. The content of this document has been prepared by Centrepoint pursuant to this arrangement. No part of this document may be reproduced, transmitted, disseminated, sold or published without the prior written consent of Centrepoint and Morningstar. This document is for information purposes only and intended to be general in nature. Centrepoint and Morningstar have not considered your risk capacity, financial objectives, financial situation or particular financial needs when preparing this document. You should consider the content in this document in light of these matters. This document is not personal advice under the Corporations Act 2001 (Cth). Centrepoint, Morningstar, their respective related bodies corporate and the content providers do not guarantee the data or content herein to be accurate, complete or timely and disclaim any and all liability to any person for any direct or indirect loss or damage that may result from an act or omission by a person in relation to, or in reliance on, any information contained in this document. Past performance information does not necessarily indicate a financial product's future performance. Refer to Morningstar's Financial Services Guide for more information at [www.morningstar.com.au/about/fig](http://www.morningstar.com.au/about/fig)